

# At-Home Learning Packet

for 1st Grade



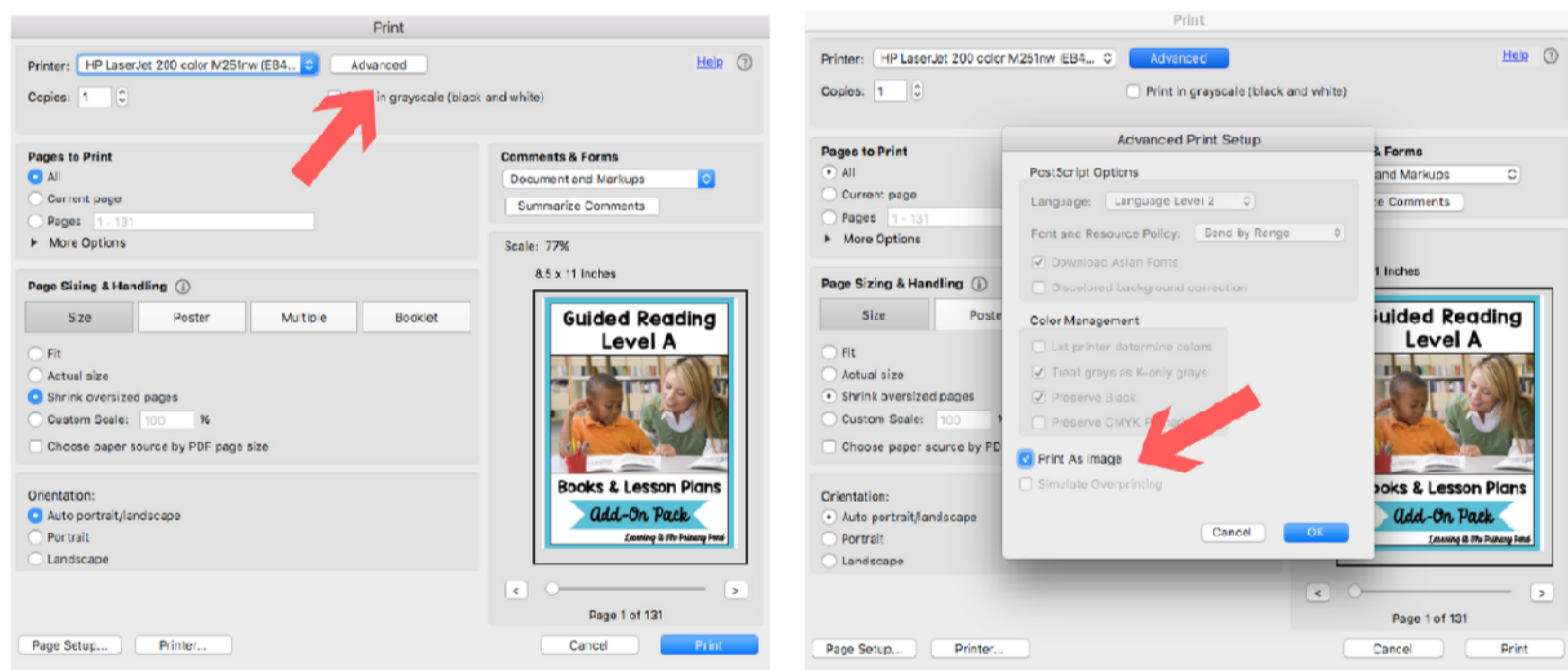
By Learning At The Primary Pond

Dear Teacher,

I've created this packet for you to send to the families of your first grade students. Although emailing or posting my resources is normally prohibited, I have placed a special copyright statement on each page explaining that you CAN email this file directly to parents, and/or post it securely (meaning that parents must log in or have a special account to access it).

If you have any trouble printing these materials, please follow these steps:

1. Update your Adobe Reader and then restart your computer.
2. Open this file in Adobe Reader. After you click "print," click on "Advanced." Then use the option to "print as image" (see instructions below). You may also need to change the printing settings to "fit" or "shrink oversized pages."



Take care!

*alison*

[LearningAtThePrimaryPond.com](http://LearningAtThePrimaryPond.com)

Name: \_\_\_\_\_

# Say and Spell


Say the name of each picture. Write the word.



f	r	o	g
---	---	---	---



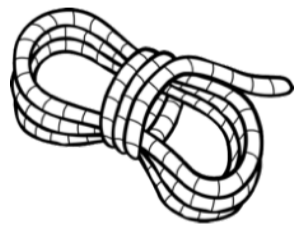
--	--	--	--



--	--	--	--



--	--	--	--



--	--	--	--



--	--	--	--



--	--	--	--

Name: \_\_\_\_\_

# Alphabetical Order

Write these words in alphabetical order. For more fun, write each word on a sticky note. Have a family member hide them, and you can try to find them and read them.

\_\_\_\_\_

-----

\_\_\_\_\_

\_\_\_\_\_

-----

\_\_\_\_\_

\_\_\_\_\_

-----

\_\_\_\_\_

\_\_\_\_\_

-----

\_\_\_\_\_

\_\_\_\_\_

-----

\_\_\_\_\_

\_\_\_\_\_

-----

\_\_\_\_\_

can

play

what

find

look

read

that

Name: \_\_\_\_\_

Draw a line between the contractions. Use each one in a sentence (you can say the sentence out loud and also write it down on a piece of paper).

can not

we're

is not

she's

I am

can't

she is

I'm


we are

isn't

Name: \_\_\_\_\_ Date: \_\_\_\_\_

If you could go on any vacation, where would you go?  
What would you do there?

Handwriting practice lines consisting of solid top and bottom lines with a dashed middle line. The page contains 10 full-width rows and a final row on the left side that is partially cut off by a large rounded rectangle.





Name: \_\_\_\_\_

# Inequalities

Fill in the  $>$ ,  $<$ , or  $=$  sign.

$17 \square 25$

$21 \square 21$

$35 \square 53$

$19 \square 9$

$40 \square 45$

$26 \square 32$

$47 \square 74$

$73 \square 69$

$41 \square 43$

$33 \square 36$

$27 \square 24$

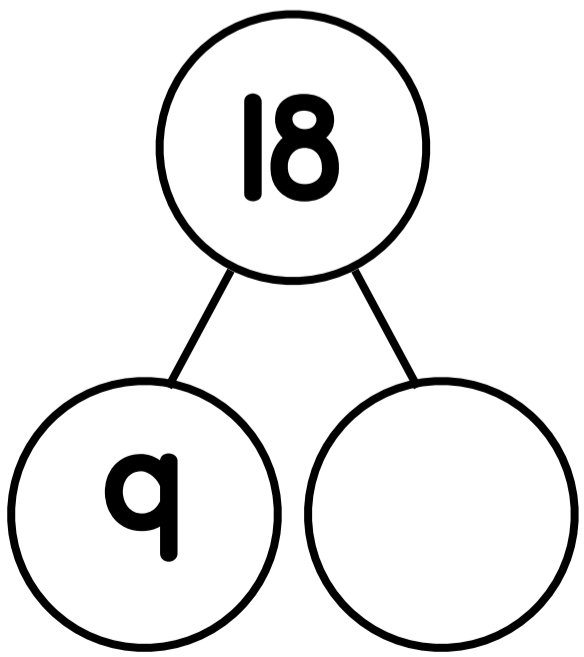
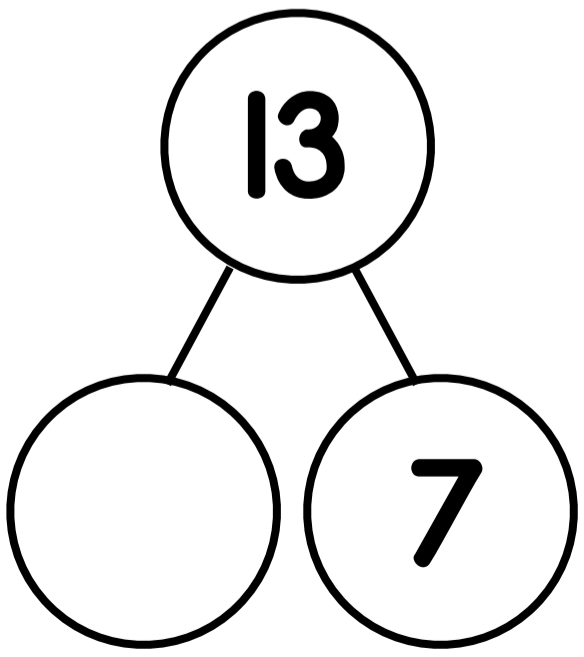


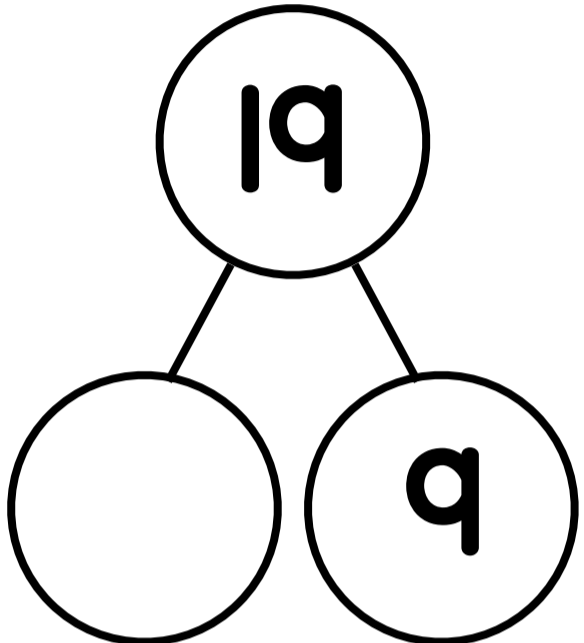
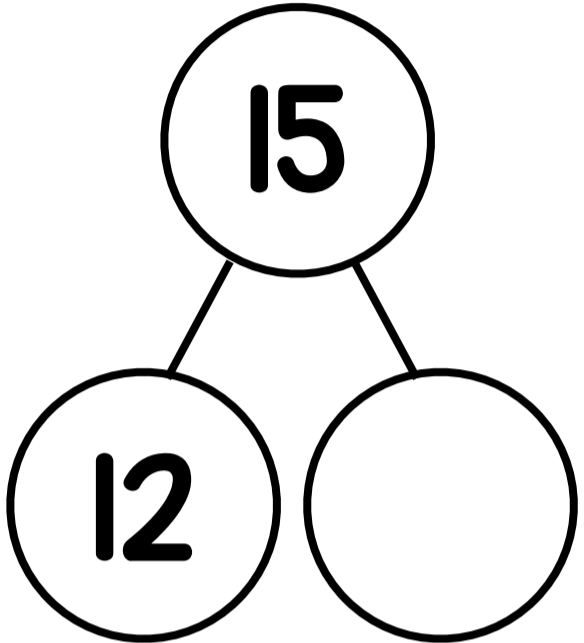
$32 \square 23$



Name: \_\_\_\_\_

# Missing Numbers

Fill in the missing numbers in the number bonds. Remember, the bottom two numbers must add up to the top number.



Name: \_\_\_\_\_

# Addition Practice

$5 + 1 =$

$2 + 8 =$

$4 + 3 =$

$2 + 8 =$

$9 + 0 =$

$3 + 6 =$

$2 + 7 =$

$3 + 2 =$

$1 + 6 =$

$4 + 4 =$

$6 + 2 =$

$0 + 4 =$

$$\begin{array}{r} 3 \\ + 5 \\ \hline \end{array}$$

$$\begin{array}{r} 1 \\ + 9 \\ \hline \end{array}$$

$$\begin{array}{r} 2 \\ + 5 \\ \hline \end{array}$$

$$\begin{array}{r} 3 \\ + 3 \\ \hline \end{array}$$

$$\begin{array}{r} 3 \\ + 6 \\ \hline \end{array}$$

$$\begin{array}{r} 6 \\ + 4 \\ \hline \end{array}$$

$$\begin{array}{r} 1 \\ + 3 \\ \hline \end{array}$$

$$\begin{array}{r} 2 \\ + 2 \\ \hline \end{array}$$

Name: \_\_\_\_\_

# Counting Coins

Write how much money is shown. Don't forget to use the ¢ sign!



\_\_\_\_\_



\_\_\_\_\_



\_\_\_\_\_



\_\_\_\_\_



\_\_\_\_\_

Name: \_\_\_\_\_

# Spring Word Problems

Solve each problem. Show your work.

There were 3 red birds, 2 blue birds, and 4 brown birds. How many birds were there in all?

There were 14 worms sitting on the sidewalk. Then, 8 worms wiggled away. How many worms are left?

Kim planted 16 seeds. Billy planted 12 seeds. How many fewer seeds did Billy plant than Kim?

There were 12 kids flying kites at the park. Then, 3 more kids came. Later, 5 kids left. How many kids are still flying kites?

# Credits

Graphics and Fonts by...



Visit my website for lots of  
**FREE** resources!

[LearningAtThePrimaryPond.com/free](http://LearningAtThePrimaryPond.com/free)